



2012 Chevrolet

Camaro

ZL1

THE LEGEND IS REBORN

Just 69 were made. But millions never forgot the first and few original-production 1969 Camaro ZL1 models. These mythical racehorses are burned in memory like rubber on asphalt. Now the dream is reawakened in a machine that's so advanced it sees the future in its rearview mirror.



ARRIVING SPRING 2012



INTRODUCING THE ALL-NEW 2012 CAMARO ZL1
THE MOST TECHNOLOGICALLY
ADVANCED CAMARO EVER



ENGINEERED TO EXTREMES

WE LIVED IT. BREATHED IT. TESTED IT. PROVED IT.

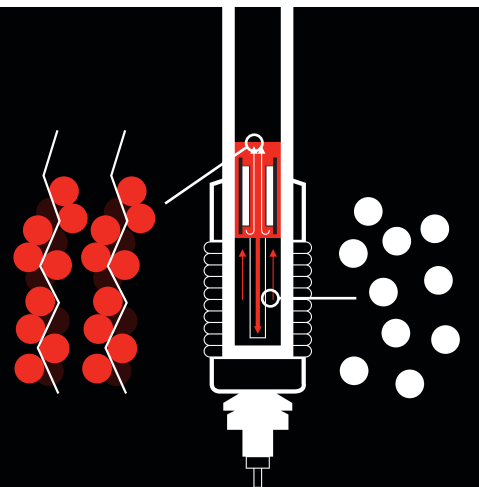
We lapped tracks all over the world—pushing beyond reasonable limits—to make sure it earned the right to be called a ZL1. Now you can bring the thrill of the racetrack to any road. Accelerate the legend.

Chassis Controls Integration Engineer Alex MacDonald prepares to hit the track in a ZL1 engineering test mule.

MAGNETO-RHEOLOGICAL SHOCKS:

ELECTROMAGNETICALLY CONTROLLED SHOCKS THAT ADAPT TO ROAD CONDITIONS

Watch Chevy engineers track-tuning the Magnetic Ride Control suspension at z1magneticride.chevrolet.com.



MAGNETIC FIELD
PARTICLES ALIGNED

NO MAGNETIC FIELD
PARTICLES RANDOMLY
DISPERSED

MAGNETIC RIDE CONTROL DRIVING CALIBRATIONS

ZL1 offers three selectable calibrations: **TOUR** mode for normal city and highway driving, **SPORT** mode for road conditions that demand more control and **TRACK** mode for the most challenging handling conditions, such as a road course.



REDUCED WHEEL SPIN

STICK AND GRAB

PERFORMANCE TRACTION MANAGEMENT (PTM) is an advanced system that integrates the Magnetic Ride Control, Launch Control with manual transmission, Traction Control and Active Handling Systems to work in harmony for racetrack performance and consistency.

5 PTM MODES

MODE 1

Traction: **WET**
Active Handling: On
Suspension Mode: Tour

MODE 2

Traction: **DRY**
Active Handling: On
Suspension Mode: Tour

MODE 3

Traction: **SPORT 1**
Active Handling: On
Suspension Mode: Sport

MODE 4

Traction: **SPORT 2**
Active Handling: Off
Suspension Mode: Sport

MODE 5

Traction: **RACE**
Active Handling: Off
Suspension Mode: Track



Engineering test mule shown during testing at Milford Proving Ground.

Watch Chevy engineers refining the launch performance of ZL1 at z1launchcontrol.chevrolet.com.


CONTROL AND PRECISION

The **ZL1 SUSPENSION** is specifically tuned for high-performance driving. It not only benefits from Magnetic Ride Control, but also from a series of new applications and refinements that make it remarkably comfortable on the street—and capable on the track.

Together, the new 25mm solid **FRONT STABILIZER BAR** and new 28mm solid **REAR STABILIZER BAR** with revised geometry deliver enhanced body control and balance, and tight handling. Perfectly matched to the Magneto-Rheological dampers, unique **FRONT SPRINGS** lower ZL1 7mm more than Camaro SS to optimize braking and handling, while stiffer variable-rate **REAR SPRINGS** enhance traction at launch and when turning corners.

STOPPING POWER

ZL1 features a robust **BREMBO® BRAKE SYSTEM** composed of six-piston (front), four-piston (rear) and two-piece rotors (14.6" front and 14.4" rear)—the largest rotors ever fitted to a Camaro. It's engineered to stand up to repeated high-speed stops and provide excellent fade resistance.



6-PISTON
FRONT
BREMBO
BRAKES



EXTENSIVELY TRACK TESTED

To wear the ZL1 badge, you've got to own the track. We tested it on many, including the most challenging racetrack in the world: **NÜRBURGRING**.

NÜRBURGRING

07:41.27

"This car brings the latest and greatest of everything, all proven on the most demanding tracks around the world."

TONY ROMA ZL1 PERFORMANCE ENGINEERING MANAGER



COOLERS COME STANDARD

Unlike other vehicles in the segment, ZL1 comes fully equipped with **FACTORY-INTEGRATED AUXILIARY FLUID COOLERS**.

The uniquely designed **DIFFERENTIAL COOLER** pumps overcooled transmission fluid into a heat exchanger inside the differential housing to remove excess heat. It is designed to maintain cool, stable performance even in the most aggressive racetrack sessions.


ZL1 also features a **LIQUID-TO-LIQUID ENGINE OIL COOLER**, **HIGH-CAPACITY TRANSMISSION OIL COOLER** and **BRAKE DUCTS** integrated into the front fascia to help maximize performance.

Get a driver's-seat perspective of ZL1 taking on Nürburgring at zl1thering.chevrolet.com.

ZL1 shown in Silver Ice Metallic.

580

HORSEPOWER



The all-aluminum 6.2L SUPERCHARGED V8 ENGINE with intercooled Eaton supercharger delivers the blinding acceleration of 580 HORSEPOWER and 556 LB.-FT. OF TORQUE.

THE **6-SPEED MANUAL TRANSMISSION WITH SHORT-THROW SHIFTER** offers an unfiltered connection to the heart of the machine.

The available **HYDRAMATIC 6L90 AUTOMATIC TRANSMISSION** is unique to ZL1 and built to handle the massive power of the engine. **STEERING WHEEL PADDLE SHIFTERS** allow for quick gear changes. For extreme performance driving, you can engage the upshift algorithm in **TAPSHIFT® MODE**. It reduces delay time, allowing for aggressive tap downshifts and upshifts.

The muscular sound of the **DUAL MODE EXHAUST** adjusts with engine rpm to make the presence of your ZL1 known.



BEAUTY IN BEASTMODE

THE SHAPE IS PURE CAMARO—and a breed apart. Its body is uniquely designed to maximize downforce, harnessing air pressure to press the tires against the road or track for optimal grip and control. Add details that even the diehards aren't expecting, and you've got a masterpiece with the performance to match.

"Everything about the ZL1's design is directly related to its technology and serious performance, especially aerodynamics."

ED WELBURN VICE PRESIDENT, GLOBAL DESIGN



ZL1 shown in Victory Red.




CREATE DOWNFORCE

FRONT

LIFT

REDUCED



FUNCTIONAL

AIR

EXTRACTOR



FUNCTIONAL HOOD AIR EXTRACTOR

Allows air entering from the lower grille to escape from the hood, reducing lift.

LOWER SPLITTER

Significantly reduces front lift and forces air through the lower grille.

SINGLE-PIECE ROCKERS WITH WHEEL EXTENSIONS

Aero-design helps keep ZL1 down to balance power.

REAR SPOILER

Taller and wider than the SS spoiler, it helps with downforce while minimizing drag.

BRAKE DUCTS AND BELLY PAN

Cooling ducts route air from the front fascia to the Brembo® brake rotors and calipers. The belly pan in the underbody helps reduce front lift and provides extra cooling for underbody components.

Learn more about the ZL1 features that create downforce at z1aerodynamics.chevrolet.com.



IN THE ZONE

Every detail of the **ZL1 INTERIOR** is tailored for high-performance driving in comfort and style.



1 FOUR-PACK AUXILIARY GAUGES WITH BOOST READOUT

Provide key performance information at a glance.

2 HEAD-UP DISPLAY

Puts a transparent readout of miles per hour and lateral g data right on the windshield. It also has shift lights staged with increasing engine speed to help you execute perfectly timed shifts while staying focused on the road ahead.

3 ZL1 LOGO EMBROIDERY

Embellishes both front head restraints and complements the high-performance look of the red stitching.

FLAT-BOTTOM STEERING WHEEL

Provides ample room for heel/toe operation. Also makes it easy to get in and out.

WHEEL-MOUNTED CONTROLS AND BLUETOOTH® WIRELESS TECHNOLOGY¹ FOR SELECT PHONES

Allow you to connect with music and calls without taking your hands off the wheel.

BOSTON ACOUSTICS® PREMIUM NINE-SPEAKER SOUND SYSTEM

Kicks out 245 watts of your favorite tracks or channels.

SIRIUSXM SATELLITE RADIO²

12-month trial subscription included.

ONSTAR® TURN-BY-TURN NAVIGATION³

Reads upcoming turns and street names aloud and displays them on the Driver Information Center. Standard for the first six months.

SUEDED MICROFIBER

Standard on seat inserts and available on the flat-bottom steering wheel and shifter, it helps increase friction for a more connected feel, especially when cornering.

STANDARD USB PORT⁴

Hidden in the center console, it lets you connect your iPod®⁵ or flash drive and rock your favorite tracks.

FOOT PEDALS WITH STAINLESS TRIM

Exclusively on ZL1.

1 Go to gm.com/bluetooth to find out which phones are compatible with the vehicle.

2 Requires a subscription sold separately by SiriusXM after trial period. Available only in the 48 contiguous United States and Washington, D.C. Visit siriusxm.com for details.

3 Visit onstar.com for coverage map, details and system limitations. Services vary by model and conditions.

4 Not compatible with all devices. 5 iPod is a registered trademark of Apple Inc., registered in the U.S. and other countries.



2012 CAMARO ZL1 COUPE AVAILABLE SPRING 2012

ZL1 Coupe shown in Victory Red.

SINFUL HEAVEN

2013 CAMARO ZL1 CONVERTIBLE AVAILABLE SUMMER 2012

The ZL1 Convertible will combine all the performance features and style of the coupe with a top you can drop in 18 seconds with the push of a button.



ZL1 Convertible shown in Ashen Gray Metallic.
Preproduction model shown. Actual production model may vary.

2012

chevy.com/camarozl1

ZL1



ZL1 shown in Silver Ice Metallic.

PERFORMANCE

ENGINE

6.2L LSA Supercharged V8, aluminum block and heads

BORE AND STROKE

4.06 x 3.62

COMPRESSION RATIO

9.1:1

HORSEPOWER

580 @ 6000 rpm

TORQUE

556 lb.-ft. @ 4200 rpm

REDLINE

6200 rpm

AXLE RATIO

3.73:1 manual; 3.23:1 automatic

0 TO 60

4.0 seconds (manual), 3.9 seconds (automatic)

QUARTER MILE

12.1 seconds @ 119 mph (manual), 12.0 seconds @ 119 mph (automatic)

SKID PAD

(Maximum Lateral Acceleration) 1.0 g

TOP SPEED

180 mph (manual), 184 mph (automatic)

NÜRBURGRING LAP TIME

7:41.27

BRAKING SYSTEM

Front two-piece 14.6" rotors with Brembo® 6-piston calipers and rear one-piece 14.4" rotors with Brembo 4-piston calipers with four-wheel ABS

BRAKING DISTANCE

60 to 0 in 126 ft.

CURB WEIGHT

4,120 lbs.

POWER-TO-WEIGHT

7.1:1 (curb weight/horsepower)

WHEELS

20"x10" forged aluminum front and 20"x11" forged aluminum rear

TIRES

Goodyear Eagle F1 Supercar Gen 2 (P285/35ZR20 front, P305/35ZR20 rear)

WEIGHT DISTRIBUTION

52.4/47.6

DRAG COEFFICIENT

0.387

EPA-ESTIMATED FUEL ECONOMY

(MPG city/highway) 14/19 manual; 12/18 automatic

MAXIMUM HIGHWAY CRUISING RANGE

361 miles (manual), 342 miles (automatic)



SPECIFICATIONS

EXTERIOR

Hood: Aluminum with carbon-fiber black painted insert	■
Hood: Aluminum with exposed carbon-fiber weave insert	□
Body-color roof ditch molding and shark fin antenna	■
Fascias: Front and rear, with front splitter and rear air diffuser	■
Foglamps	■
Headlamps: High-intensity discharge with integral halo rings	■
Mirrors: Heated, power-adjustable, body-color, driver-side auto-dimming	■
Stripe: Exterior, roof and decklid in Black	□ ¹
Stripe: Exterior, roof and decklid in Dark Gray	□ ²

ENGINES/CHASSIS

Brakes: Four-wheel disc w/ABS; ventilated two-piece front and one-piece rear rotors; Brembo six-piston fixed aluminum front and four-piston rear calipers	■
Engine: 6.2L Supercharged Gen IV V8 small block	■
Performance Traction Management (PTM)	■
Steering: Electric Power Steering (EPS) assist	■
Suspension: Revised tuning with Magnetic Ride Control with Sport, Tour and Track modes	■
Transmission: 6-speed automatic with overdrive; includes steering wheel-mounted TAPshift® controls	□
Transmission: 6-speed manual with short-throw shifter	■

SAFETY & SECURITY

Air bags: ³ Dual-stage frontal and side-impact for driver and front passenger (includes Passenger Sensing System); head-curtain side-impact for front and rear outboard seating position	■
Daytime Running Lamps (DRL)	■
Head-Up Display (HUD)	■
OnStar Directions & Connections ⁴ with Automatic Crash Response, for the first six months	■
StabiliTrak® Electronic Stability Control System with Brake Assist	■

INTERIOR

Air conditioning: Single-zone, manual	■
Bluetooth® wireless technology ⁵ for select phones	■
Cruise Control: Electronic with Set and Resume Speed	■
Lighting: Center-mounted dome and rear reading lamps	■
Driver Information Center (DIC): Driver customization, warning messages, Oil-life monitor, compass, trip odometer; includes display for PTM modes	■
Instrumentation: Auxiliary, includes supercharger boost gauge	■
Lighting: Red, interior accent	■
Rear Vision Package: Includes rear vision camera, inside auto-dimming rearview mirror with rear vision camera display and rear park assist	■
Remote Keyless Entry	■
Remote Vehicle Starter System	□ ⁶
Shifter: Sueded Microfiber	□ ⁷
Steering wheel: Leather-wrapped, flat bottom with audio and cruise controls	■
Steering wheel: Sueded microfiber-wrapped	□ ⁷
Sueded Microfiber Package: Includes steering wheel, shift knob and shift boot (with manual transmission)	□
Sunroof	□
Windows; power with Express-Down feature	■

■ STANDARD □ AVAILABLE

SEATING

Heated front seats	■
Leather-appointed with sueded microfiber seating surfaces	■
Seats: Sport Front buckets with 6-way power seat adjusters, power reclining seatbacks and adjustable head restraints; folding rear seat with trunk pass-through	■









AUDIO SYSTEMS

AM/FM stereo with CD Player and MP3 playback, music navigator and Graphic Information Display; includes outside temperature display	■
Boston Acoustics® premium nine-speaker sound system	■
SiriusXM Satellite Radio ⁸ with 12-month trial subscription	■
USB port ⁹	■

WHEELS

Forged aluminum black painted 10-spoke 20-inch wheels (20" x 10" front, 20" x 11" rear)	■
Forged aluminum bright 5-spoke 20-inch wheels (20" x 10" front, 20" x 11" rear)	□
Tires: ¹⁰ Goodyear Eagle F1 Supercar Gen 2 (285/35ZR20 front, 305/35ZR20 rear)	■
Tire sealant and inflator kit	■

COLORS

		
Black	Crystal Red Tintcoat ¹¹	Victory Red
		
Inferno Orange Metallic ¹¹	Rally Yellow ¹¹	Ashen Gray Metallic
		
Silver Ice Metallic	Summit White	

WHEELS



Standard Forged aluminum black painted 10-spoke 20" wheel



Available Forged aluminum bright 5-spoke 20" wheel

¹ Requires standard carbon-fiber black-painted hood insert. ² Requires available exposed carbon-fiber weave hood insert. ³ Always use safety belts and child restraints. Children are safer when properly secured in a rear seat in the appropriate child restraint. See the Owner's Manual for more safety information. ⁴ Visit onstar.com for coverage map, details and system limitations. Services vary by model and conditions. OnStar acts as a link to existing emergency service providers. ⁵ Go to gm.com/bluetooth to find out which phones are compatible with the vehicle. ⁶ Requires available automatic transmission. ⁷ Requires available Sueded Microfiber Package. ⁸ Requires a subscription sold separately by SiriusXM after trial period. Available only in the 48 contiguous United States and Washington, D.C. Visit siriusxm.com for details. ⁹ Not compatible with all devices. ¹⁰ Camaro ZL1 tires tend to wear faster and are more susceptible to damage from road hazards or curb impact than standard profile tires. This type of damage is not covered by the GM New Vehicle Warranty. You may want to get different tires if you expect to drive in winter conditions. See your dealer for proper tire selection. ¹¹ Extra-cost color.

IMPORTANT INFORMATION

100,000-MILE/5-YEAR TRANSFERABLE POWERTRAIN LIMITED WARRANTY. Every 2012 Chevy passenger car, light-duty truck, SUV and crossover comes with a 100,000-mile/5-year (whichever comes first) transferable Powertrain Limited Warranty. Plus, you get 100,000 miles/5 years (whichever comes first) of the 24/7 Roadside Assistance Program, the Courtesy Transportation Program, and much more. See dealer for details.

NEW VEHICLE LIMITED WARRANTY. GM vehicles registered in the U.S.A. are covered for 36,000 miles/3 years (whichever comes first). The complete vehicle is covered, including tires, towing to your nearest Chevrolet dealership and cosmetic corrosion resulting from defects. Repairs will be made to correct any vehicle defect, and most warranty repairs will be made at no charge. In addition, rust-through corrosion will be covered for 100,000 miles/6 years (whichever comes first). See dealer for details.

ENGINES. Chevrolet products are equipped with engines produced by GM Powertrain or other suppliers to GM worldwide. The engines in Chevrolet products may also be used in other GM makes and models.

ASSEMBLY. Chevrolet vehicles and their components are assembled or produced by different operating units of General Motors, its subsidiaries or suppliers to GM worldwide. We sometimes find it necessary to produce Chevrolet vehicles with different or differently sourced components than originally scheduled. Since some options may be unavailable when your vehicle is assembled, we suggest you verify that your vehicle includes the equipment you ordered and that, if there were changes, they are acceptable to you.

ONSTAR. OnStar services require vehicle electrical system (including battery), wireless service and GPS satellite signals to be available and operating for features to function properly. OnStar acts as a link to existing emergency service providers. Subscription Service Agreement required. Call 1-888-4ONSTAR (1-888-466-7827) or visit onstar.com for OnStar Terms and Conditions, Privacy Policy, details and system limitations.

A NOTE ON CHILD SAFETY. Always use safety belts and the correct restraint for your child's age and size. Even in vehicles equipped with the Passenger Sensing System, children are safer when properly secured in a rear seat in the appropriate infant, child or booster seat. Never place a rear-facing infant restraint in the front seat of any vehicle equipped with a passenger air bag. See the Owner's Manual and child safety seat instructions for more safety information.

IMPORTANT WORDS ABOUT THIS CATALOG. We have tried to make this catalog comprehensive and factual. We reserve the right, however, to make changes at any time, without notice, in prices, colors, materials, equipment, specifications, models and availability. Specifications, dimensions, measurements, ratings and other numbers in this catalog and other printed materials provided at the dealership or affixed to vehicles are approximations based on design and engineering drawings, prototypes and laboratory tests. Your vehicle may differ due to variations in manufacture and equipment. Since some information may have been updated since the time of printing, please check with your Chevrolet dealer for complete details. Chevrolet reserves the right to lengthen or shorten the model year for any product for any reason or to start and end model years at different times. Certain vehicle features may lose their usefulness over time due to obsolescence from technological changes. Unless otherwise noted, all claims based on GM Sport Car segment and latest available competitive information. Excludes other GM vehicles.

TIRES. Camaro ZL1 is equipped with summer-only tires that tend to wear faster and are more susceptible to damage from road hazards or curb impact than standard profile tires. This type of damage is not covered by the GM New Vehicle Limited Warranty. See your dealer for proper tire selection.

SPARE TIRE INFORMATION. There is no standard jack or spare tire in the 2012 Chevrolet Camaro ZL1. Your vehicle has a tire sealant and compressor kit that uses a liquid tire sealant to temporarily seal up to a one-quarter-inch puncture in the tread area of the tire. After using the tire inflator kit, it is recommended that you take the tire to an authorized retailer for inspection and repair as soon as possible, but at least within 100 miles of driving. The tire sealant cannot seal and inflate sidewall damage, punctures larger than one-quarter inch, or a tire that has unseated from the wheel. The sealant can only be used on one tire and for one time before its expiration date.

CHEVY.COM. Offers shopping tools such as Chevy vehicle information, Build and Price, Find a Vehicle, Request Info, Email Sign-Up, Compare Vehicles, Financial Tools...and much more.

24-HOUR ROADSIDE ASSISTANCE PROGRAM (1-800-CHEV-USA). Chevrolet Roadside Assistance provides you with the following services for 100,000 miles/5 years (whichever comes first): Emergency Towing (to closest Chevy dealer from a legal roadway), Lockout Service (for keys locked inside vehicle), Fuel Delivery (\$5 worth of fuel delivered on the road) and Jump Starts (at home or on the road). For specific terms and conditions, please contact your Chevrolet Roadside Assistance advisor at 1-800-243-8872. Some services may incur costs.

OWNER SERVICES. Chevrolet is committed to enhancing the ownership experience through a wide array of programs. For more information about 24-hour Roadside Assistance, Courtesy Transportation, Customer Assistance Center, Chevy Safety, marketing and incentives, visit chevy.com.

CHEVY.COM/SAFETY. Chevrolet is committed to keeping you and your family safe—from the start of your journey to your destination. That's why every Chevrolet is designed with a comprehensive list of safety and security features to help give you peace of mind.

GM, the GM Logo, Chevrolet, the Chevrolet Logo and the slogans, emblems, vehicle model names, vehicle body designs and other marks appearing in this catalog are the trademarks and/or service marks of General Motors, its subsidiaries, affiliates or licensors. ©2011 OnStar. All rights reserved. SiriusXM and all related marks and logos are trademarks of SiriusXM Radio Inc. and its subsidiaries. The Bluetooth word mark is a registered trademark owned by Bluetooth SIG, Inc., and any use of such mark by Chevrolet is under license. Brembo is a registered trademark of Brembo S.p.A. and Boston Acoustics is a registered trademark of Boston Acoustics Inc. ©2011 General Motors. All rights reserved. January 2012

OWNERSHIP EXTRAS



chevy.com/warranty



ACCESSORIES

chevy.com/accessories



onstar.com



siriusxm.com





Chevy Runs Deep

